

A joint collaboration between Stark County Public Health Agencies:

Alliance City Health Department

Canton City Public Health

Massillon City Health Department

Stark County Health Department

Stark County, Ohio

March 23, 2021 Epi Report

**COVID-19 Snapshot
Stark County, Ohio
as of 4:30pm
March 23, 2021**

Level 1

Level 2

Level 3

Level 4

Stark County is currently at a **Level 3 (Red)** Status as indicated by the Ohio Public Health Advisory System-**Indicators 1 & 3 were met.**

For information on the Ohio Public Health Advisory System, please visit:
<https://coronavirus.ohio.gov/vps/portal/gov/covid-19/public-health-advisory-system/>

Confirmed Cases

Total:
25,931

Active/Open Cases:
14,451

Closed:
(includes Deaths)
11,480

Closed due to Death:
781

Probable Cases

Total:
4,369

Active/Open Cases:
2,539

Closed:
(includes Deaths)
1,830

Closed due to Death:
143

Hospitalized Confirmed & Probable Cases

Yes:
(includes ICU)
1,705

Yes, ICU:
150

Discharged:
906

Age Range

Confirmed Cases:
<1-108

Hospitalized in Confirmed Cases:
<1-105

Deaths in Confirmed Cases:
21-108

All data contained is preliminary and is subject to change as more information is reported to Ohio Department of Health (ODH). Data presented in this document is based on data as of 3.23.2021 4:30 pm (for Stark County data) and/or 2:00pm (for Ohio data). Cases from previous days are likely to change as more information is entered. Caution should be exercised as data is subject to change. Numbers may differ from ODH depending on time data was accessed.

For questions regarding this report, please contact:

Amanda Archer, MPH aarcher@cantonhealth.org

Jessica Boley, RD, LD jboley@cantonhealth.org

Chelsea Sadinski, MPH SadinskiC@starkhealth.org



Stark County Epi Situational Report - COVID-19

Table 1 as of: 3/23/2021 4:30PM

Next report scheduled: 3/26/2021

Cases Reported to Stark LHDs		
Data as of 3.23.2021 16:30		
Positive/Confirmed	25,931	
Hospitalized	1,669	6.44%
ICU Admissions	146	0.56%
Deaths in Confirmed Cases	781	3.01%
Probable Cases	4,369	
Deaths in Probable Cases	143	

Cases Reported to ODH		
Data as of 3.23.2021 14:00		
Positive/Confirmed	852,146	
Hospitalized*	52,349	6.14%
ICU Admissions*	7,351	0.86%
Probable Cases	150,676	
COVID related deaths of Ohio Residents		
18,382		
*Hospitalized & ICU includes confirmed & probable		

Descriptive Statistics for Stark County Confirmed Cases

Gender			
	Confirmed Cases		Deaths
Male	11,352	43.8%	407
Female	14,265	55.0%	374
Unknown	314	1.2%	0
Total	25,931		781

Ethnicity			
	Hispanic	Non-Hisp	Unknown*
Count	340	13,606	11,985
%	1.3%	52.5%	46.2%

Race						
	White	Black	Asian/Pacific Islander	American Indian/Alaskan	Other	Unknown*
Count	14,405	1,694	99	43	645	9,045
%	55.6%	6.5%	0.4%	0.2%	2.5%	34.9%
*Unknown counts includes refused to answer responses						

Hospitalization Information for Stark County Confirmed Cases-Cumulative Counts

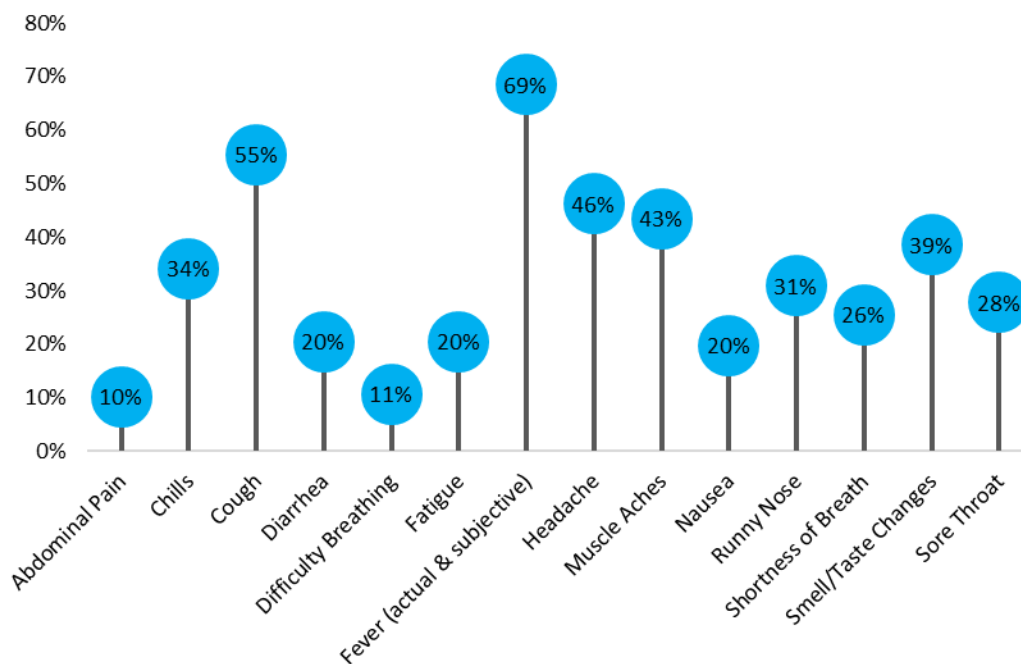
	Hospitalized		If hospitalized, in ICU?			Discharged from Hospital	
	Count	%	Yes	No	%	ICU	Other
Yes	1,669	6.4%	146	9%	9%	111	
No	23,896	92.2%	1,523	91%	91%	772	
Unknown	366	1.4%				Some cases may be discharged due to death.	

Stark County Vaccination Update as of 3/23/2021

Current Vaccination Groups Eligible	Vaccine Started	Vaccine Completed
Phases 1A, 1B, 1C, 1D, 1E, 2A, 2B, 2C	Count: 82,340	Count: 49,215
	22.22% of population	13.28% of population

Signs & Symptoms in Confirmed Cases

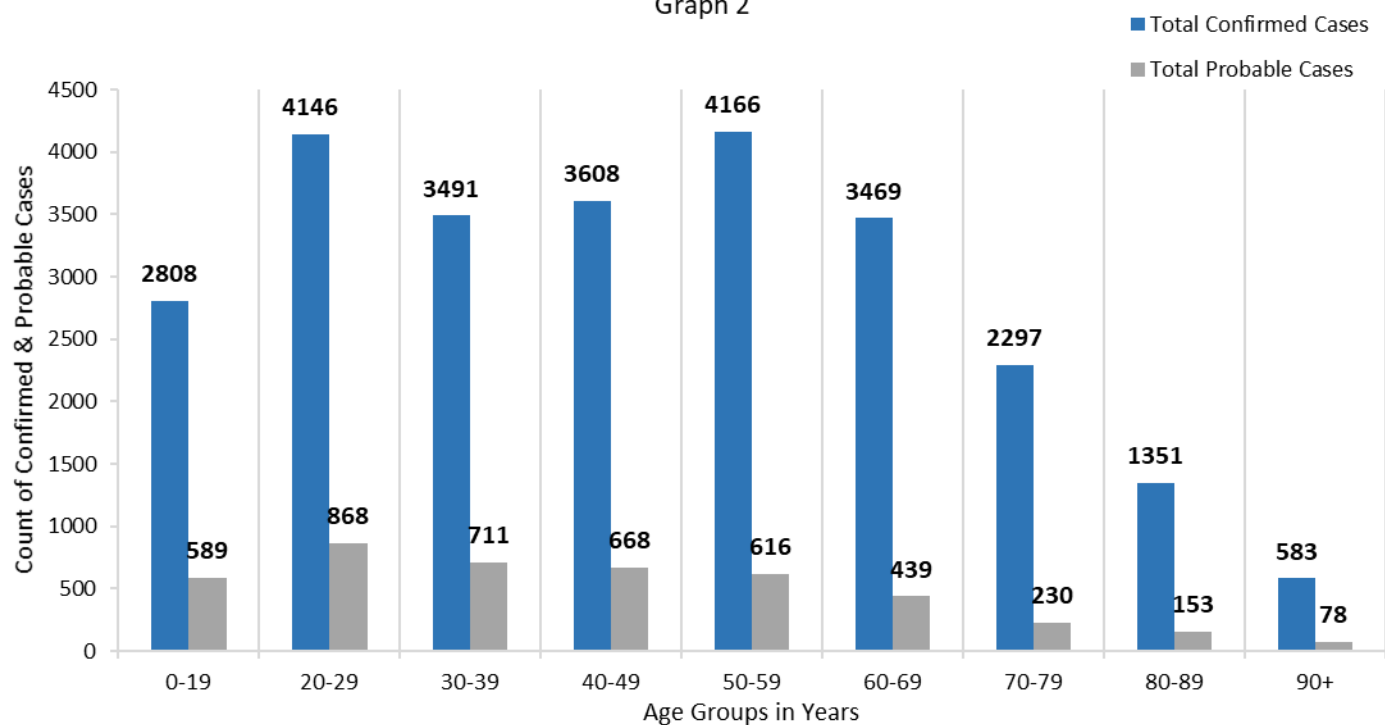
Graph 1



Graph 1 shows the incidence of signs and symptoms reported in documented symptomatic confirmed cases. Cases that have no symptoms documented or are documented asymptomatic are not included. We have combined fever (documented >100.4) & subjective fever. This is due to recognizing that everyone does not own a thermometer and therefore cannot give an actual temperature to flag the indicator. We are hoping these changes will provide a clearer picture regarding symptoms present.

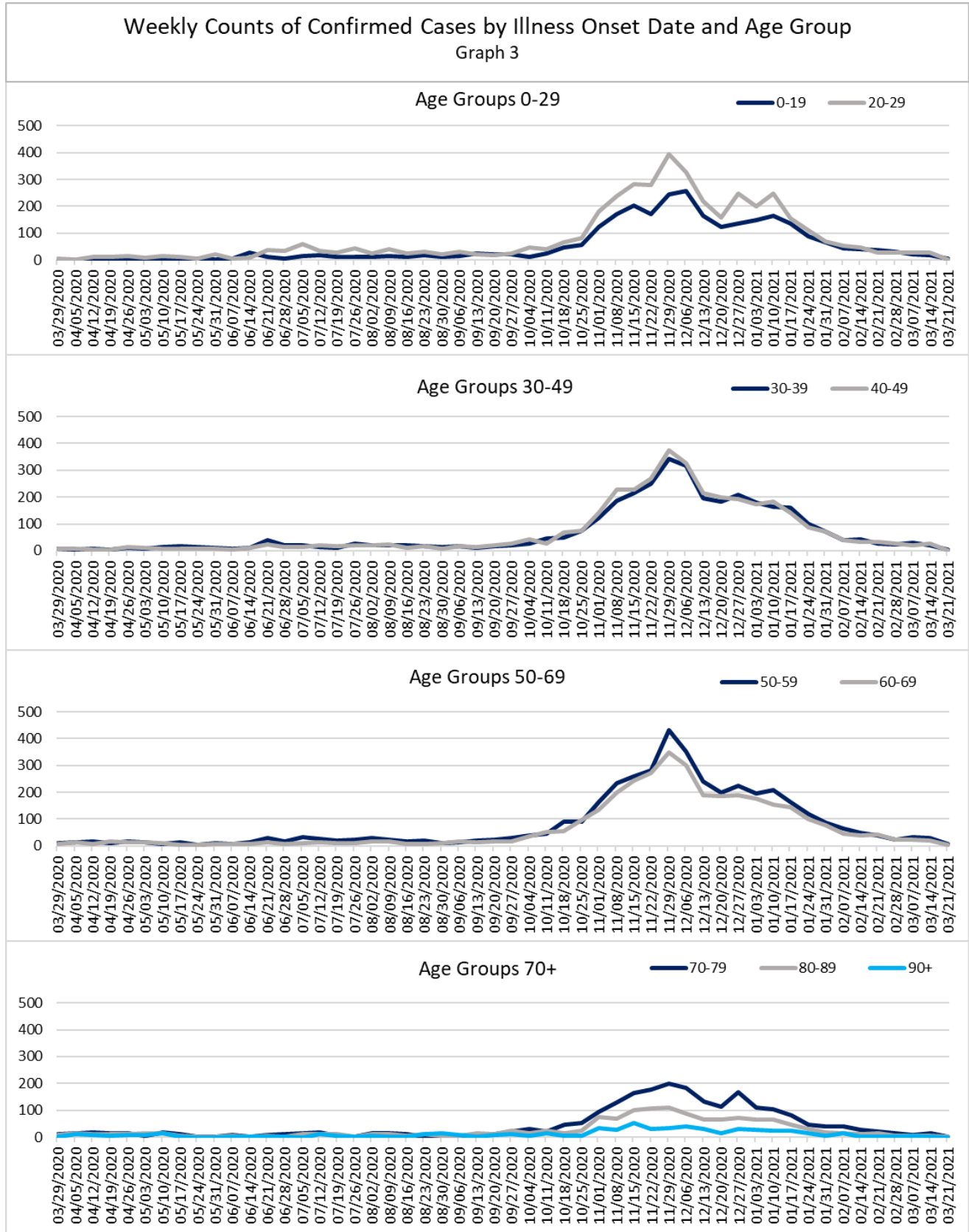
Count of Confirmed & Probable Cases by Age Group in Stark County

Graph 2

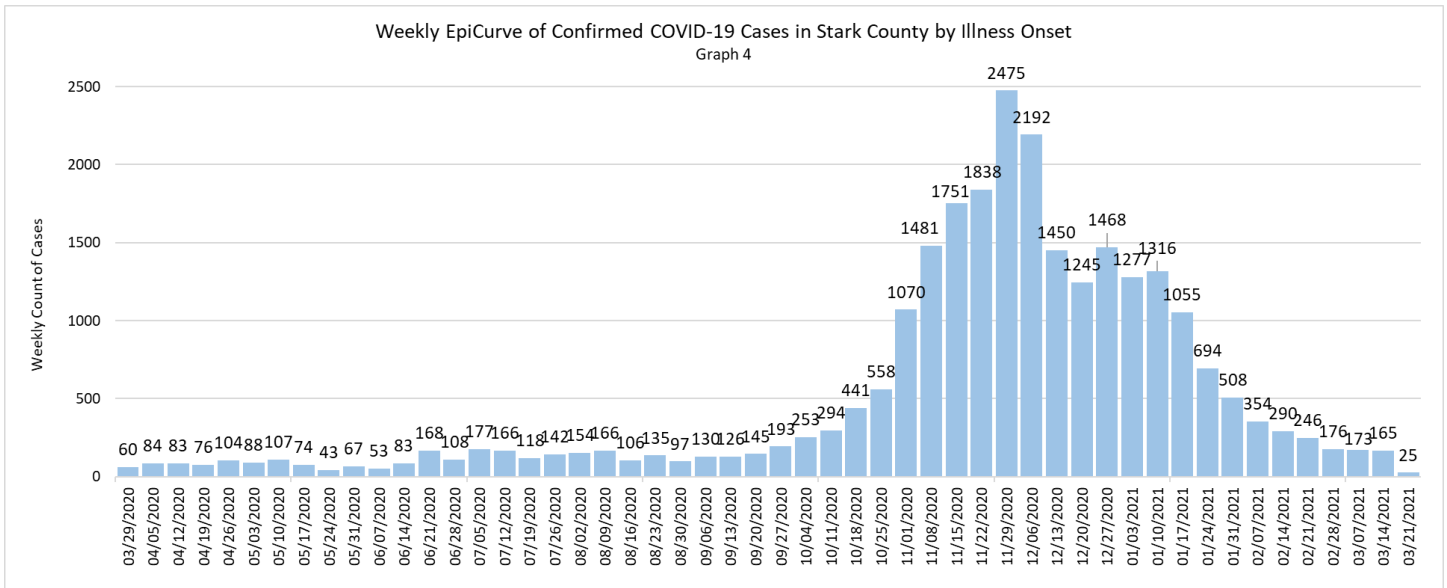


Graph 2 shows the cumulative number of laboratory-confirmed and probable cases by age group. There are 17 probable cases and 12 confirmed cases in which date of birth is currently unknown and not shown in graph above.

Graph 3 shows a breakdown of confirmed cases by week by age groups. There are 12 confirmed cases in which date of birth is currently unknown and not shown in graph below. As with all data contained in this report, caution is advised when looking at the past 2-3 weeks of data due to delays in testing results. Graphs only show 52-weeks' worth of data.

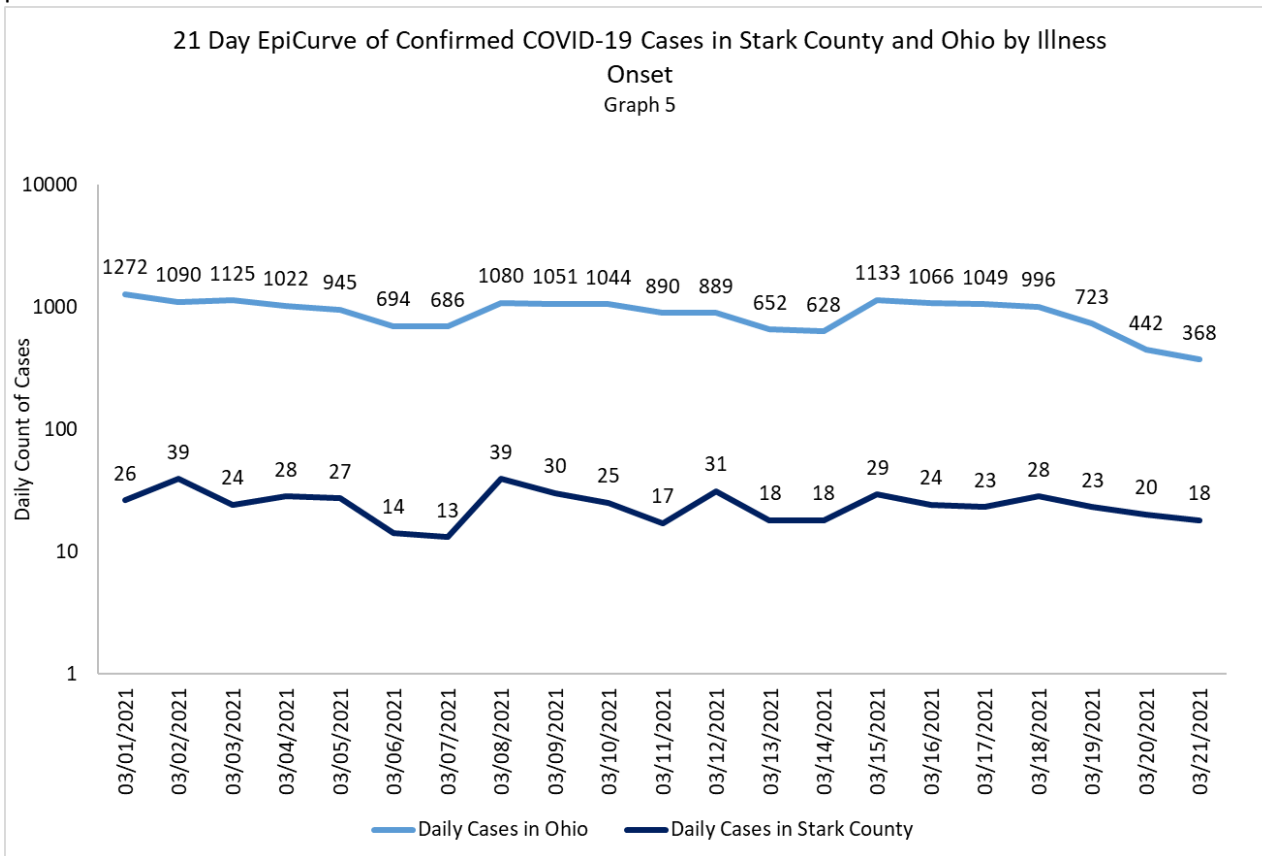


EPIDEMIOLOGICAL REPORT ON COVID-19

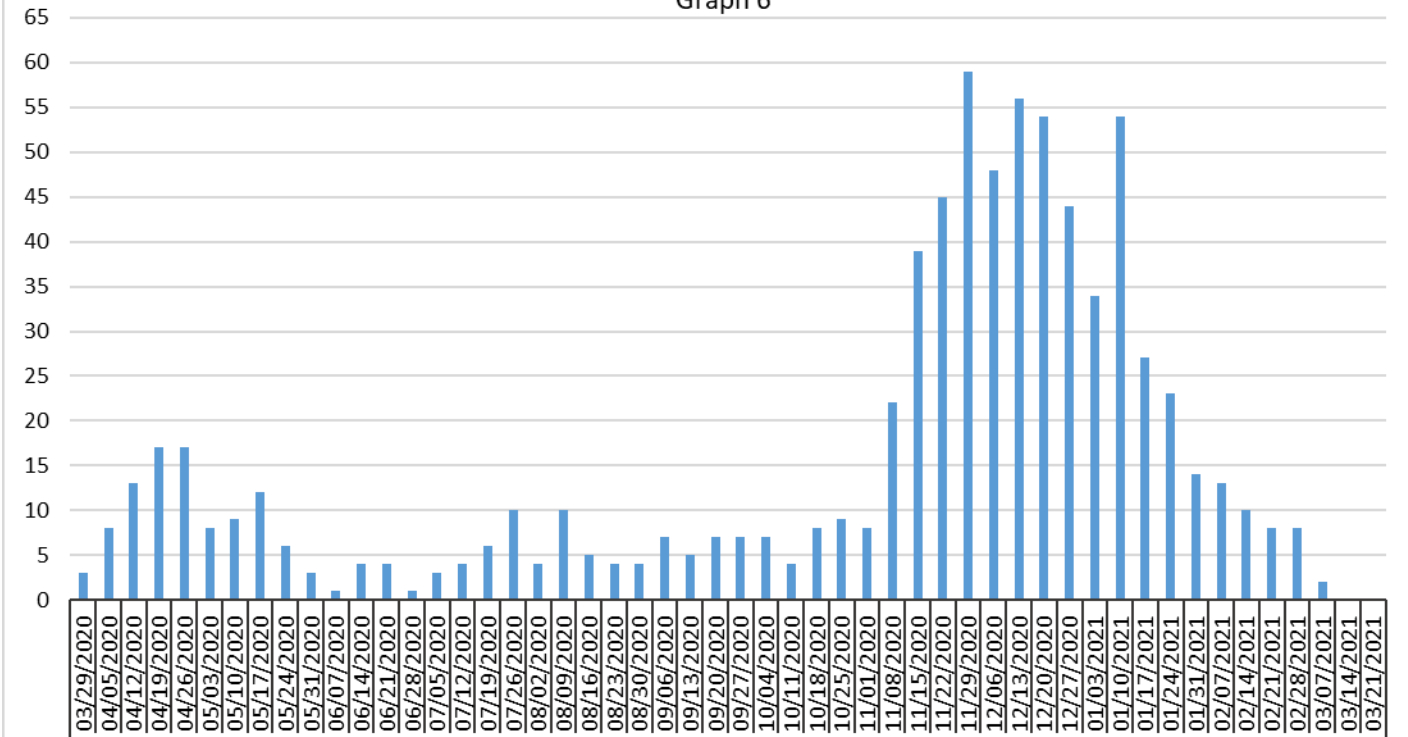


Graph 4 shows the EpiCurve which displays the total number of laboratory-confirmed cases per week, based on the illness onset date for Stark County. If the illness onset date is not available, the earliest known date is utilized, which could be the date the specimen was collected, the date of the test results or the date reported to the local health department. Counts will change as additional information is collected. Stark County’s first confirmed case reported an illness onset date of 2/25/2020 but graph only contains 52 weeks of data. **This data only includes data up until 4:30 pm on 3/23/2021.**

To help highlight short-term daily changes, Graph 5 shows daily counts of laboratory confirmed cases for a 21-day period.

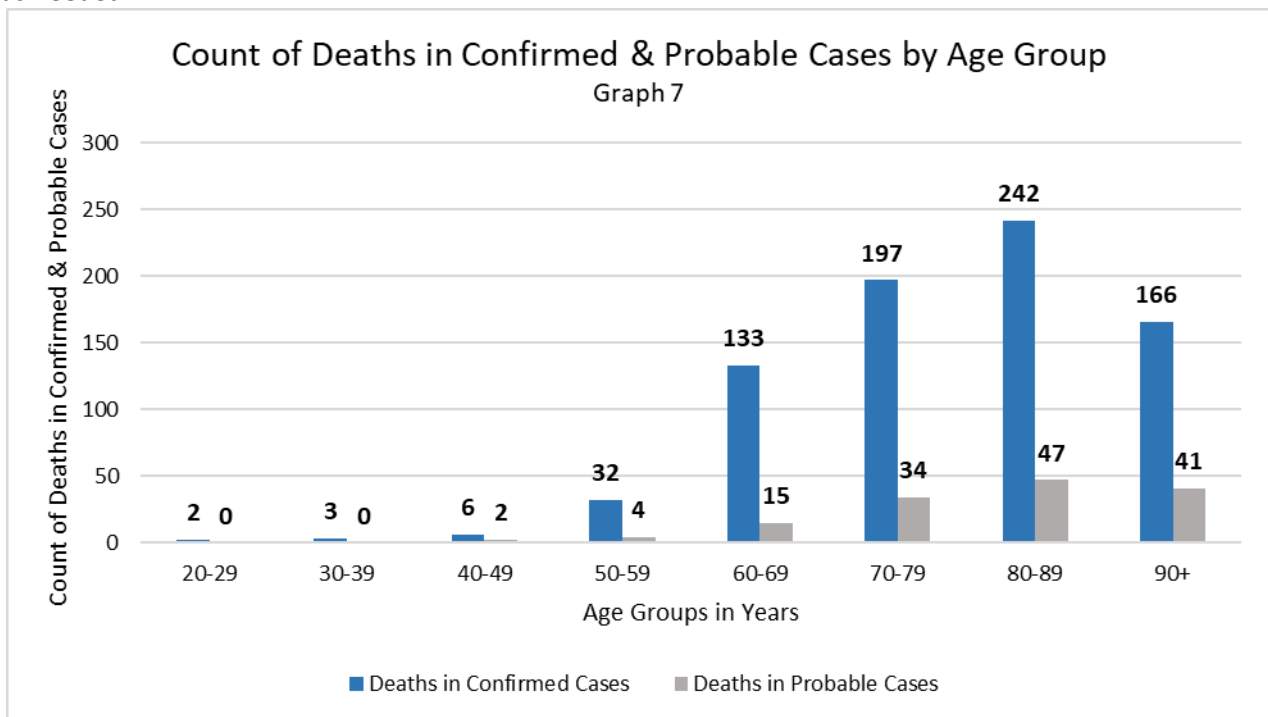


Count of Deaths in Confirmed Cases by Week
Graph 6

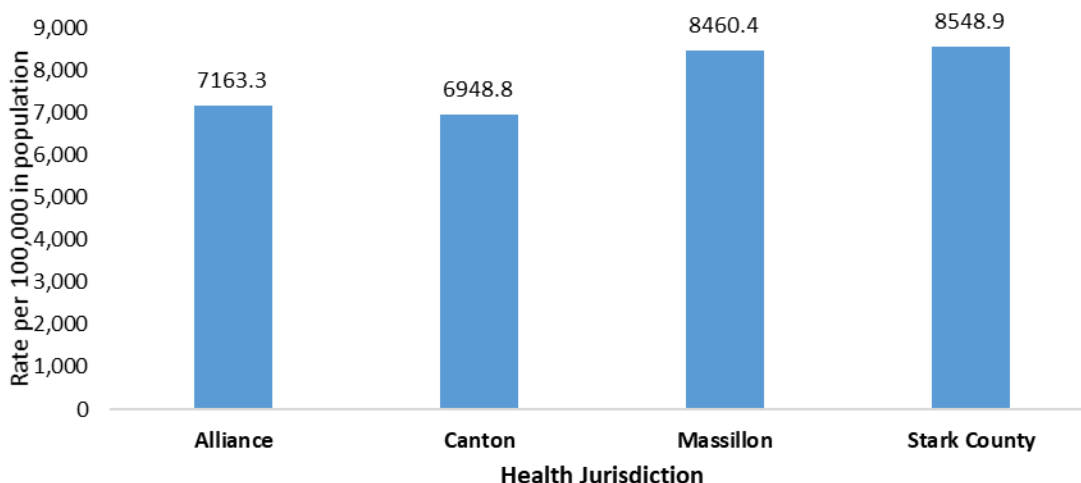


Graph 6 is a breakdown of death counts in laboratory-confirmed cases by week in which the death occurred. Includes only deaths reported to the local health department as of 6:00 pm on 3/23/2021. This isn't an automated process which is why it may be a week or longer for a death to be documented. **Please see last page of report for additional information regarding deaths.**

Graph 7 shows the breakdown in deaths in confirmed and probable cases by age group. Additional age groups will be added as needed.



Rate of Confirmed and Probable Cases by Health Jurisdiction
Graph 8

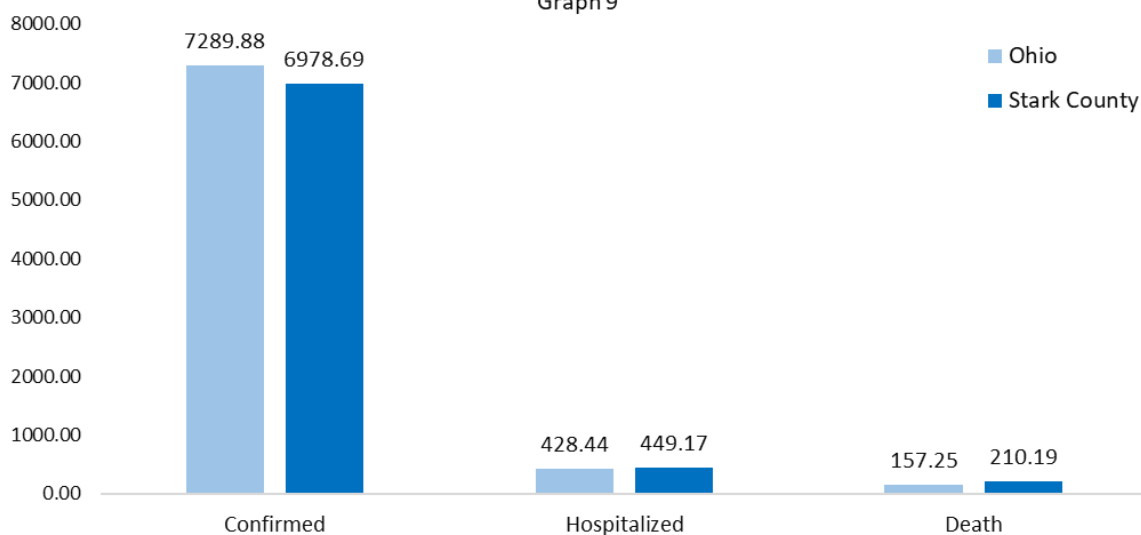


	Probable Cases	Confirmed Cases	Total
Alliance	186	1413	1599
Canton	734	4162	4896
Massillon	317	2425	2742
Stark County	3132	17,931	21,063

Rates=(case count/population)*100000

Graph 8 shows the rate of cumulative confirmed and probable cases by Stark County jurisdictions. Alliance, Canton and Massillon jurisdictions covers those within those particular city limits. Stark County jurisdiction covers all other areas outside of those three city limits. Rates calculated by 2018 population census data.

Rates of Confirmed Cases by Population
Graph 9



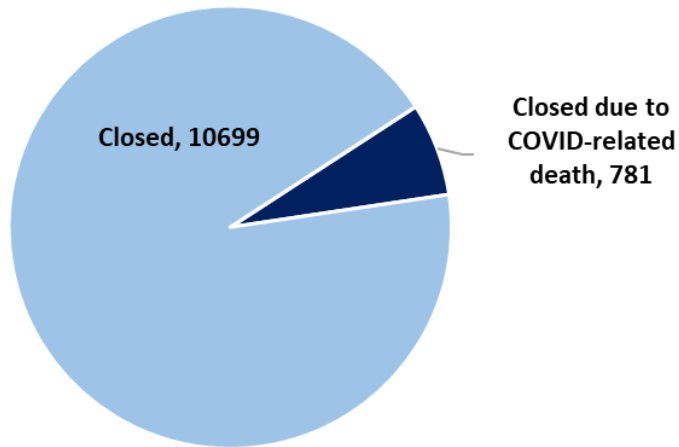
Counts of Cases	Ohio	Stark County
Confirmed	852,146	25,931
Hospitalized	50,082	1,669
Deaths	18,382	781

Rates based on 2018 population from data.census.gov.
Rates=(count/population)*100000

Graph 9 shows the rates dependent on the 2018 population in Ohio and Stark County. This graph works to compare cases in different populations by normalizing the cases per 100,000 persons.

- Ohio’s rate of laboratory confirmed cases is 1.0x higher than those in Stark County.
- Stark County’s rate of laboratory confirmed cases who require hospitalization is 1.0x higher than Ohio’s rate.
- Stark County’s rate of death due to COVID-19 complications is 1.3x higher than Ohio’s rate.

Closed Confirmed Cases
Graph 10



Graph 10 is the count of confirmed cases closed or closed due to death. Stark County has a total of 11,480 cases closed of which 781 are due to death.

Cases can be closed for the following reasons:

- The person passed away. Can be either COVID-related or not COVID-related.
- Symptoms have resolved in that case.
- The person is no longer being followed by the local health department.

We have removed the graph associated with health care workers and long-term care facilities. For more information on long-term care facilities including breakdown by facility and by resident/staff, please visit:

- <https://coronavirus.ohio.gov/wps/portal/gov/covid-19/dashboards/long-term-care-facilities/cases>
- <https://coronavirus.ohio.gov/wps/portal/gov/covid-19/dashboards/long-term-care-facilities/mortality>

Background from www.cdc.gov: Coronavirus disease 2019 (COVID-19) is a respiratory illness that can spread from person to person. The virus that causes COVID-19 is a novel coronavirus that was first identified during an investigation into an outbreak in Wuhan, China.

Confirmed

- Meets confirmatory laboratory evidence. NOTE: Asymptomatic infections are reportable as confirmed cases.

Probable

- Meets presumptive laboratory evidence AND was reported on or after November 1, 2020; OR
 - o For reports received prior to November 1, 2020: meets presumptive laboratory evidence AND either clinical criteria OR epidemiologic linkage; OR
- Meets clinical criteria AND epidemiologic linkage with no confirmatory laboratory testing performed for SARS-CoV-2; OR
- Meets vital records criteria with no confirmatory laboratory evidence for SARS-CoV-2.

Counts and rates are based on date of illness onset. If onset date is unknown, the earliest known date is utilized. Any rates based on counts less than 10 are considered unreliable and caution should be exercised when interpreting. Due to testing restrictions, data may be skewed. Report compiled by Canton City Public Health.

Data is sourced from: coronavirus.ohio.gov, ODH data warehouse, and census.gov. “These data were provided by the Ohio Department of Health. The Department specifically disclaims responsibility for any analyses, interpretations or conclusions.”

Beginning March 2, 2021, ODH changed from using Ohio Disease Reporting System (ODRS) for mortality data to utilizing Electronic Death Registration System (EDRS) data. This allows only deaths which have been verified by the CDC’s National Center for Health Statistics (NCHS) to be included on the ODH website. This data is not updated daily. For the time being, Stark County will continue to utilize mortality data for ODRS with the disclaimer that data is considered preliminary and subject to change.

For information regarding test priorities, please visit: <https://coronavirus.ohio.gov/static/docs/COVID-19-Testing-Guidance.pdf>

For information regarding testing sites, please visit: <https://coronavirus.ohio.gov/wps/portal/gov/covid-19/testing-ch-centers/>

For information on Restart Stark, including guidance and resources for Stark County, please visit: <https://coronavirus-response-stark-county-resources-starkcountyohio.hub.arcgis.com/>

For information on the Ohio Public Health Advisory System, please visit: <https://coronavirus.ohio.gov/wps/portal/gov/covid-19/public-health-advisory-system/>

For information on testing Statewide, please visit: <https://coronavirus.ohio.gov/wps/portal/gov/covid-19/dashboards/key-metrics/testing>

For information on vaccinations, please visit: <https://coronavirus.ohio.gov/wps/portal/gov/covid-19/covid-19-vaccination-program>